

# Memo



Att.: Certificate holders BRL-K14011  
Subject: Clarification BRL-K14011/03, clause 4.5 : Installation EB  
From: J.J.C. van der Westen/ Simcha Geleynse  
Date: 13 mei 2019

In this memo we clarify clause 4.5 of BRL-14011 concerning the installation of an EB/ EA at the drinking water connection point. We put the several situations in the drawings below.

The Dutch legislation requires that materials in contact with drinking water are approved. Approval shall be shown by certification level 1+ that must be recognised by the Dutch ministry of health. Practically this means that products in contact with drinking water need to be inserted in a Kiwa Water Mark certificate.

If the drinking water downstream of a product is not used for consumption as drinking water and the materials or components of that product are not certified for the Kiwa Water Mark the four situations as listed below are to be applied.

*Remark for clarification*

*Materials with a drinking water approval from other countries (WRAS, ACS, KTEW/W270) are not considered to be in compliance with the Dutch legislation. The reports can be observed handling an application for the Kiwa Water Mark.*

## **Clause 4.5 states:**

*Point of connection*

On or direct downstream of the connection to the appliance at least a check valve Family/ type (EB or EA) shall be installed. The check valve shall be in compliance with BRL-K 629.

*Remarks:*

- *The frequent use of an appliance with contamination risk can hardly be guaranteed. Stagnation of the water flow can't be excluded. The level of contamination risk (fluid category 2) is depending on the water volume that is submitted to stagnation or backflow.*
- *When the water volume in the Appliance contains more than 1,0 liter, a controllable antipollution check valve (EA) shall be installed. In the remaining cases the use of an antipollution check valve EB is permitted. In the latter case the control on the function and the presents must be possible (for example after disconnecting of the appliance of the potable water installation). If external components are supplied with the appliance with contamination risk a protection unit shall be installed according clause 4.3.2. It shall be installed directly downstream of the connection point on the water installation and the volume as described in the first indent of these remarks shall be taken in to account to determine whether an EB or EA safety unit shall be installed.*

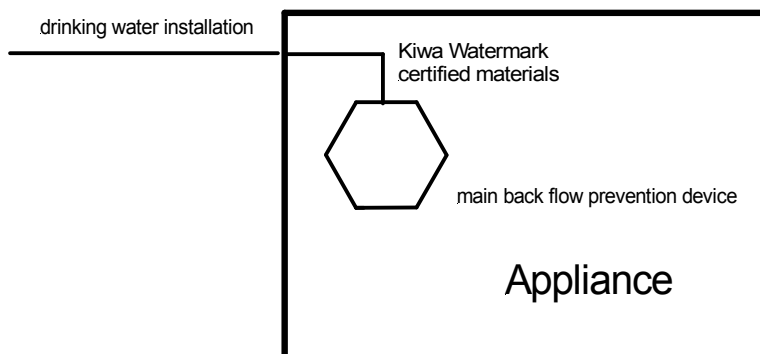
## **Situation 1**

This situation is applicable to materials between the drinking water connection point and the main back flow prevention device as stated in clause 4.5, Remarks, second indent.





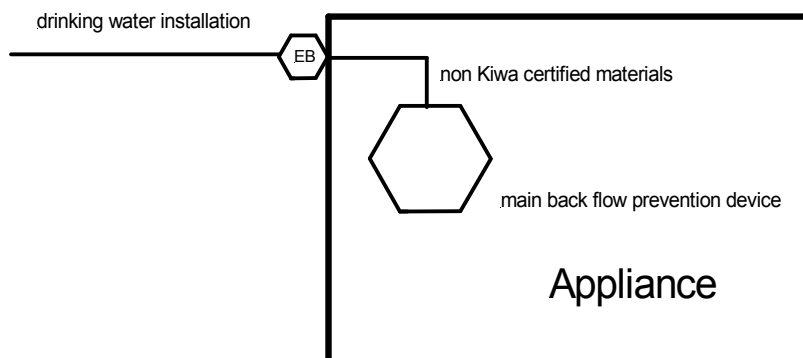
## Situation 1



### Situation 2

In this situation the appliance is directly connected to the drinking water installation with and EB. The materials between the drinking water connection point and the main backflow prevention device are not inserted in Kiwa Watermark product certificate.

## Situation 2

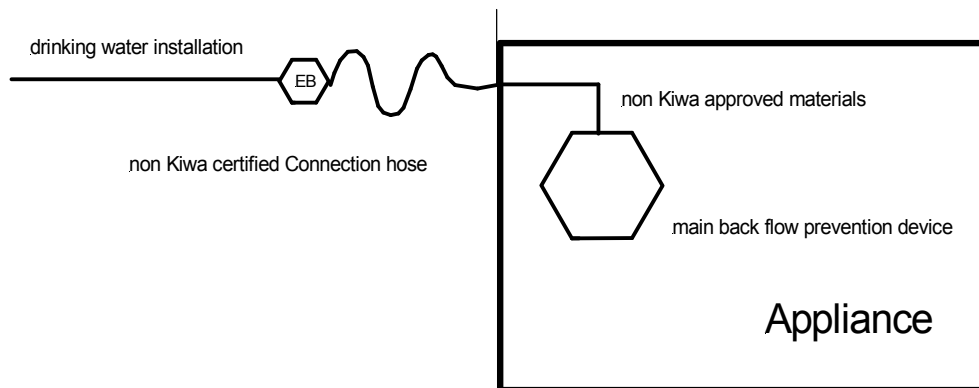


### Situation 3

In this situation the appliance is connected to the drinking water installations with a flexible connection. The hose and/or the materials used between the drinking water connection point and the main backflow prevention device are not inserted in Kiwa Watermark product certificate.



### Situation 3



### Situation 4

In this situation the appliance is connected to the drinking water installations with a flexible connection. The hose is a Kiwa certified one. The materials used between the drinking water connection point and the main backflow prevention device are not inserted in Kiwa Watermark product certificate.

### Situation 4

